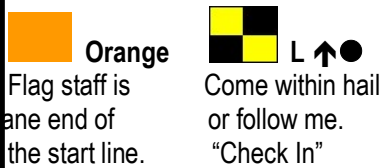
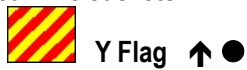
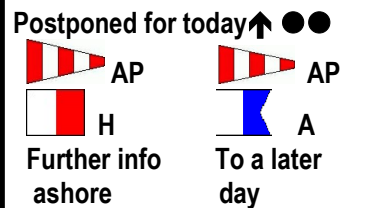
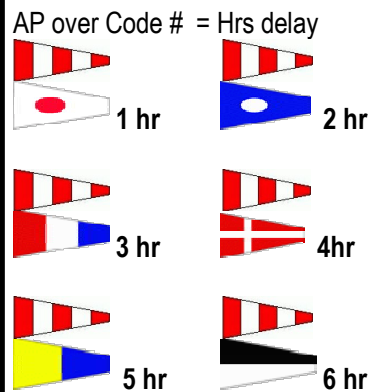


**PRE-RACE INFORMATION\*\***


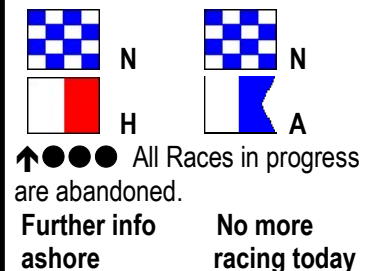
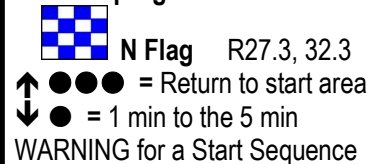
**Wear Life Jackets** R 27.1, 40



**POSTPONEMENT** R27.3



**Races in progress ABANDONED**



This Guide summarizes the Racing Rules for sailing. Some details may be omitted for brevity. It is not official, not issued by the Race Committee, and not subject to protest or redress. READ the RRS and Sailing Instructions, they control.



**Cleveland Sailing Association**  
Clevelandsails.com

Signal Flag(s) over Class Flag means signal applies to that Class.

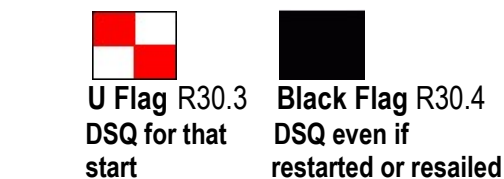
**START SEQUENCE \*\*** R 26

**ATTENTION - WAKE UP CALL** ●●●●●●  
one or more sounds

A courtesy, not required by RRS. \*\* If used, typically at 1 min prior to first warning.

**5 min Warning Flags, not sounds, control Class Flag\*\*** ↑ ●

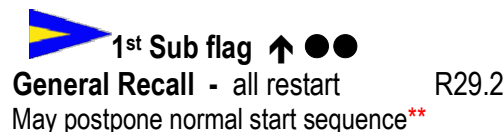
**4 min Preparatory Flag** ↑ ●  
(Signals the penalty for OCS) R30



**1 min Preparatory Flag** ↓ ● (long sound)

**START (Class Flag)** ↓ ● [next class ↑]  
May also be the 5 min WARNING  
For the next class to start. \*\*

**RECALLS\*\*** R29



R # refers to Racing Rules of Sailing 25-28

↑ / ↓ = Flag up / down

● = sound signal ● = long sound

**COURSE CHANGES\*\***

**Course is being shortened \*\*** R 32



Course has been shortened.  
Posted at new finish line

**Next mark has been moved \*\***  
R 33



Posted at mark starting the new leg.  
If **direction** to new mark changes:

**###** = heading to new mark, or  
▲ = mark moved to stbd, ■ = to port  
If **distance** changes, then  
+ = mark further, - = mark closer

**M Flag replaces Missing Mark** R34



**PROTEST\*\*** R 60, 61

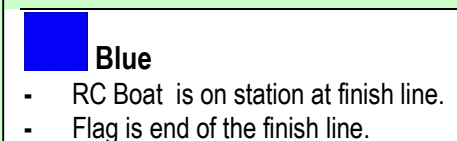
**B or Red Flag**  
-Protesting boat must hail "PROTEST"  
and raise red flag  
-Protested boat can do penalty turn(s).

**PENALTIES\*\*** R 31, 44

-Hitting a Mark = 1 Tack + 1 gybe (360±)  
-Breaching Rule of Part 2 - When Boats meet = 2 Tacks + 2 Gybes (720±)  
-Breach with injury or significant damage = RETIRE[8]  
- [Yellow flag] If SCORING PENALTY is used\*\*, protested boat can take scoring penalty in lieu of turns by raising yellow flag and notifying RC R 44.3

**EXONORATION** R 43

- If exonerated a boat need not do penalty turns. See R 14 and 43.1 for reasons



This Guide is not official or complete. It is not issued by the Race Committee, and not subject to protest. READ the RRS and SIs, they control.

## Right-of-Way Rules Summarized from Part 2 of the World Sailing Racing Rules of Sailing – 2025 - 2028

### Section A - RIGHT OF WAY RULES FOR WHEN BOATS MEET (Rules 10 – 13) See RRS for additional provisions

**R10 Opposite Tacks** – When boats are on opposite tacks, a port-tack boat shall keep clear of a starboard-tack boat.

**R11 Same Tack, Overlapped** - When on the same tack and overlapped, a windward boat shall keep clear of a leeward boat.

**R12 Same Tack, Not Overlapped**– When on the same tack and not overlapped, a boat clear astern shall keep clear of a boat clear ahead.

**R 13 While Tacking** –After passing head to wind, a tacking boat shall keep clear of others until she is on a close hauled course, R 10, 11, 12 don't apply while tacking. If two boats are tacking at the same time, the one on the other's port side or the one astern shall keep clear.

### Section B – GENERAL LIMITATIONS (Rules 14-17)

**R 14 Avoiding Contact**– If reasonably possible, a boat shall avoid contact with another boat; not cause contact; and not contact an object to be avoided. However a ROW boat, or one entitled to room, need not avoid contact until its clear the other boat is not keeping clear.

**R15 Acquiring Right-of-way** - When a boat acquires right of way, she shall initially give the other boat room to keep clear, unless she acquires right of way because of the other boat's actions.

**R16 Changing Course** - R16.1 When a right-of-way boat changes course, she shall give the other boat room to keep clear.

**R 16.2** – Also, when on a beat to windward a port-tack boat that is keeping clear by passing to leeward of a starboard tack boat, the starboard tack boat shall not bear away if as a result the port tack boat must change course immediately to continue keeping clear.

**R17 On the Same Tack; Proper Course** – If a boat clear astern becomes overlapped within 2 of her hull lengths to leeward of a boat on the same tack, she shall not sail above her proper course while they remain on the same tack and overlapped within that distance, except to pass astern.

### Section C - MARKS AND OBSTRUCTIONS Rules 18 thru 20 do not apply at a start mark surrounded by navigable water or its anchor line, from when approaching to start until passed. Zone = area within 3 hull lengths of the nearer boat entering the Zone.

**R18 Mark Room** R 18.1 - R18 applies between boats when they are required to leave a mark on the same side and at least one of them is in the zone. It does **not** apply: (1) between boats on opposite tacks on a beat to windward; (2) between boats on opposite tacks when the proper course at the mark for one, but not both of them, is to tack; (3) between a boat approaching a mark and one leaving it; or (4) if the mark is a continuing obstruction, in which case R 19 applies. R18 no longer applies when mark room has been given.

**R 18.2 Giving Mark-Room** - R 18.2(a) – When the first of two boats reaches the zone, (1) if the boats are overlapped, the outside boat shall give the inside boat mark-room. (2) if the boats are not overlapped, the boat that has not reached the zone shall give the other boat mark-room. A boat shall continue to give mark-room, even if an overlap is broken or a new overlap begins. **R 18.2(b)** - 18.2(a) no longer applies if the boat entitled to mark-room passes head to wind or leaves the zone. **R 18.2(c)** – When 18.2(a) does not apply and the boats are overlapped, the outside boat shall give the inside boat mark-room. **18.2(d)** – If a boat obtained an inside overlap from clear astern or by tacking to windward of the other boat and, from the time the overlap began, the outside boat has been unable to give mark room, rules 18.2(a) and 18.2(c) do not apply.

**R 18.2(e) Doubt Rule** – If there is reasonable doubt that a boat obtained or broke an overlap in time, it shall be presumed she did not.

**R 18.3 - Tacking in the Zone** - If a boat passes head to wind from port to starboard in the zone of a mark to be left to port, R18.2 does not apply to another boat on starboard tack that is fetching the mark. If the other boat has been on starboard tack since entering the zone, the boat that passed head to wind (a) shall not cause the other boat to sail above close hauled, and (b) shall give mark-room if the other boat becomes overlapped inside her.

**R18.4 Gybing in the Zone**– When an inside overlapped right-of-way boat must gybe at a mark to sail her proper course, until she gybes she shall sail no farther from the mark than needed to sail that course. R18.4 does not apply at a gate mark.

**R-19 Room to Pass an Obstruction - R19.1 When Rule 19 Applies** - R19 applies between two boats at an obstruction except when R18 applies between them and (a) the obstruction is a mark, or (b) the obstruction is another boat overlapped with each of them. However, at a continuing obstruction, R19 always applies and R 18 does not.

**R 19.2 Giving Room at an Obstruction** - (a) A right-of-way boat may choose to pass an obstruction on either side and if the ROW boat changes course, shall give the other boat room to keep clear. (b) When boats are overlapped, the outside boat shall give the inside boat room between her and the obstruction, unless she has been unable to do so from the time the overlap began. (c) While boats are passing a continuing obstruction, if a boat that was clear astern and required to keep clear becomes overlapped between the other boat and the obstruction and, at the moment the overlap begins, there is not room for her to pass between them, (1) she is not entitled to room under Rule 19.2(b), and (2) while the boats remain overlapped, she shall keep clear and Rules 10 and 11 do not apply.

### R20 Room to Tack at an Obstruction

**R20.1 -Hailing** A boat may hail for room to tack and avoid a boat on the same tack by **hailing "ROOM TO TACK."** However, she shall not hail unless (a) she is approaching an obstruction and will soon need to make a substantial course change to avoid it safely, and (b) she is close-hauled or above. In addition, she shall not hail if the obstruction is a mark and a boat fetching it would have to change course due to the hail.

**R20.2 - Responding** (a) After a boat hails, she shall give the hailed boat time to respond; (b) A hailed boat shall respond even if the hail breaks Rule 20.1; (c) A hailed boat shall respond either by tacking ASAP, or by immediately replying "You tack" and then giving the hailing boat room to tack and avoid her; (d) When a hailed boat responds, the hailing boat shall tack ASAP; (e) From the time a boat hails until she has tacked and avoided a hailed boat, Rule 18.2 does not apply between them.

**R 20.3 Passing a Hail** - When a boat has been hailed for room to tack and she intends to respond by tacking, she may hail another boat on the same tack for room to tack and avoid her. She may hail even if her hail does not meet conditions of R 20.1. R 20.2 applies between her and a boat she hails.





**R 20.4 Additional Requirements for Hails (under Rule 20)** - (a) When a hail may not be heard, the boat shall also signal clearly that room to tack is needed. (b) The NOR or SIs may specify an alternative communication to indicate need for room to tack.

### Section D - Other Rules R 21 – STARTING ERRORS; TAKING PENALTIES; BACKING A SAIL

R 22 – CAPSIZED, ANCHORED OR AGROUND; RESCUING

R23 – INTERFERING WITH ANOTHER BOAT

PART 3 - CONDUCT OF A RACE - R 25 – R37; PART 4 – OTHER RQMNTS –Outside Help, Propuls'n, Exonerate, Equip

**R 37** – When the RC displays flag     (long sound) - all boats shall monitor RC channel for search and rescue info.

